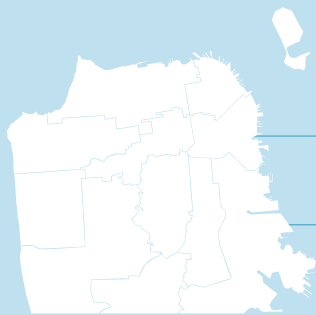




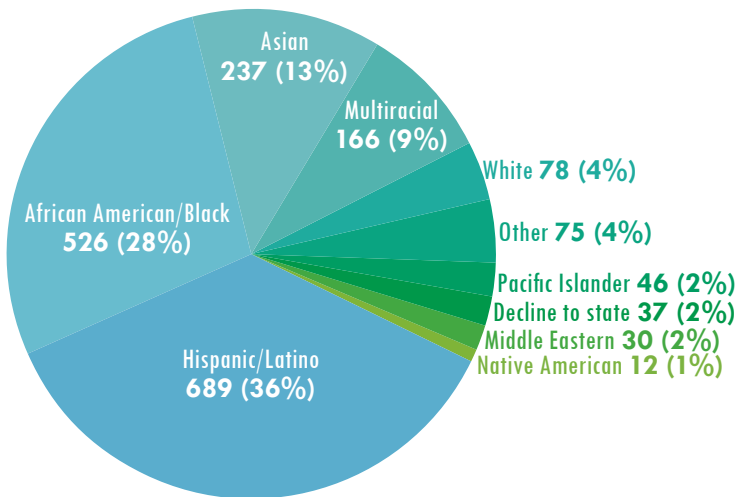
Citywide Dashboard

REPORT GENERATED 06/04/21



	PHASE I	PHASE II	TOTAL
Sites	53	30	83
Participant Capacity	1450	512	1962
Staff	423	122	545

1896 Participants Enrolled Citywide



Homeless Youth	Youth in SROs	Youth in Public Housing	Foster Youth
168	66	512	25

Language Supports		Home Neighborhoods (Top 8)	
LANGUAGE	YOUTH	NEIGHBORHOOD	YOUTH
Spanish	240 (13%)	Bayview Hunters Point	374 (20%)
Chinese	70 (4%)	Tenderloin	202 (11%)
Other	38 (2%)	Mission	166 (9%)
Arabic	10 (1%)	Visitacion Valley	108 (6%)
Vietnamese	9 (0%)	South of Market	89 (5%)
Filipino	4 (0%)	Western Addition	79 (4%)
Russian	1 (0%)	Excelsior	69 (4%)
TOTAL	372 (20%)	OMI	57 (3%)

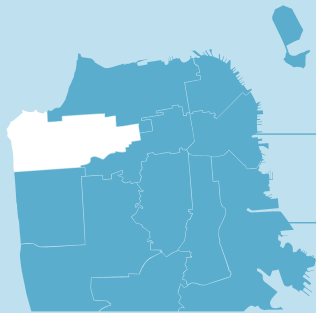
We are pleased to present our final set of district data dashboards for the Community Hub Initiative. Thank you for supporting this bold undertaking to center our children, youth, and their families in this time of great need. For one last time, we want to highlight the contributions of—and our debt of gratitude to—our willing collaborators, the greater San Francisco village, and most of all the dedicated youth development professionals who refused to let our young people slip through the cracks.





District 1 Dashboard

REPORT GENERATED 06/04/21



	PHASE I	PHASE II	TOTAL
Sites	2	0	2
Participant Capacity	51	0	51
Staff	15	0	15

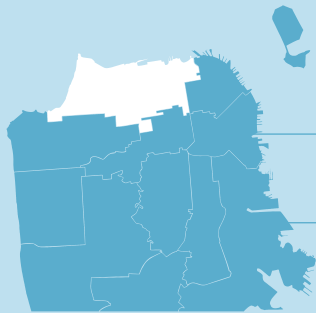
District 1 Community Hubs

ANCHOR ORG	SITE	ADDRESS	STAFF	SLOTS	FILLED	OPEN
Richmond District YMCA	Richmond District YMCA	360 18th Ave	3	18	17	1
Richmond Neighborhood Ctr	SFPL - Richmond Branch	351 9th Ave	12	33	31	2
				TOTAL	48	3



District 2 Dashboard

REPORT GENERATED 06/04/21



	PHASE I	PHASE II	TOTAL
Sites	1	2	3
Participant Capacity	6	69	75
Staff	8	13	21

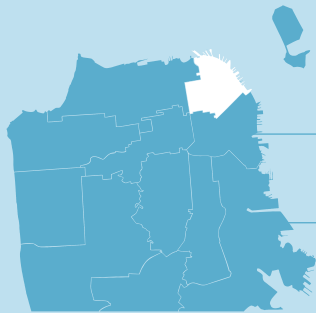
District 2 Community Hubs

ANCHOR ORG	SITE	ADDRESS	STAFF	SLOTS	FILLED	OPEN
Bay Area Community Resources	SFPL - Golden Gate Valley	1801 Green St	9	60	60	0
Jewish Community Center of SF	JCCSF	3200 California St	4	9	8	1
Presidio Community YMCA	Presidio Community YMCA	1152 Gorgas Ave	8	6	8	0
				TOTAL	76	0



District 3 Dashboard


REPORT GENERATED 06/04/21



	PHASE I	PHASE II	TOTAL
Sites	3	4	8
Participant Capacity	109	77	196
Staff	27	21	48

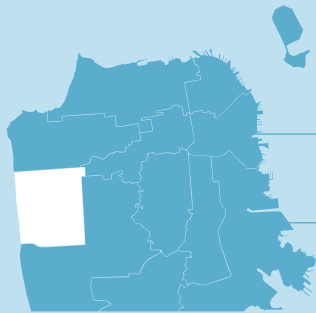
District 3 Community Hubs

ANCHOR ORG	SITE	ADDRESS	STAFF	SLOTS	FILLED	OPEN
Chinatown YMCA	Chinatown YMCA	855 Sacramento St	9	57	57	0
Community Youth Center of SF	Willie Woo Woo Wong PG	830 Sacramento St	4	12	10	2
Donaldina Cameron House	Donaldina Cameron House	920 Sacramento St	9	10	10	0
Glide/SEADC	Marriott Hotel - Union Square	480 Sutter St	5	41	30	11
Tel-Hi Neighborhood Center	Tel-Hi Neighborhood Center	555 Chestnut St	9	22	32	0
Tel-Hi Neighborhood Center	SFPL - North Beach Branch	850 Columbus Ave	3	14	19	0
RPD	Betty Ann Ong Rec Center	1199 Mason St	9	40	40	0
				TOTAL	198	13



District 4 Dashboard

REPORT GENERATED 06/04/21



	PHASE I	PHASE II	TOTAL
Sites	0	2	2
Participant Capacity	0	42	42
Staff	0	0	0

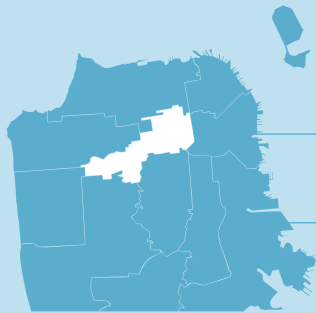
District 4 Community Hubs

ANCHOR ORG	SITE	ADDRESS	STAFF	SLOTS	FILLED	OPEN
Bay Area Community Resources	SFPL - Ortega Branch	3223 Ortega St	PENDING	14	11	3
Wah Mei School	SFPL - Sunset Branch	1305 18th Ave	PENDING	28	19	9
TOTAL					30	12



District 5 Dashboard


REPORT GENERATED 06/04/21



	PHASE I	PHASE II	TOTAL
Sites	6	4	10
Participant Capacity	148	53	201
Staff	43	0	43

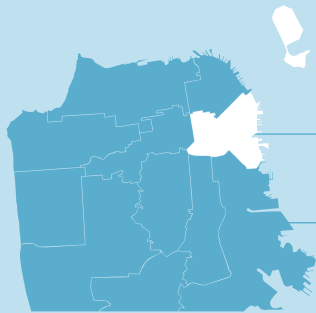
District 5 Community Hubs

ANCHOR ORG	SITE	ADDRESS	STAFF	SLOTS	FILLED	OPEN
Booker T. Washington CSC	Booker T. Washington CSC	800 Presidio Ave	13	21	19	2
Boys & Girls Clubs of SF	BGCSF Don Fisher	380 Fulton St	8	48	52	0
Buchanan YMCA	Buchanan YMCA	1530 Buchanan St	9	48	52	0
Buchanan YMCA	SFPL - Western Addition	1900 Geary Blvd	PENDING	16	14	2
Collective Impact	Hayes Valley Playground	699 Hayes St	2	8	2	6
Collective Impact	Ella Hill Hutch Community Ctr	1050 Mcallister St	7	13	13	0
Hamilton Families	Hamilton Families (Hayes)	1631 Hayes St	4	10	4	6
Peer Resources	SF County Fair Building	1199 9th Ave	PENDING	12	5	7
RPD	GGP Tennis Center	50 Bowling Green Dr	PENDING	11	12	0
RPD	Hamilton Rec Center	1550 Scott St	PENDING	14	10	4
				TOTAL	183	27



District 6 Dashboard

REPORT GENERATED 06/04/21




	PHASE I	PHASE II	TOTAL
Sites	11	3	14
Participant Capacity	258	51	309
Staff	79	28	107

District 6 Community Hubs

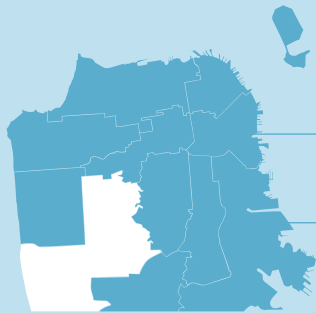
ANCHOR ORG	SITE	ADDRESS	STAFF	SLOTS	FILLED	OPEN
Boys & Girls Clubs of SF	BGCSF Tenderloin	201 Turk St	9	39	43	0
Catholic Charities CYO	Catholic Charities CYO	801 Jessie St	7	18	13	5
Embarcadero YMCA	Treasure Island YMCA	749 9th St	8	36	26	10
Hamilton Families	Hamilton Families (Golden Gate)	260 Golden Gate Ave	4	0	0	0
IHDC	IHDC	375 Eddy St	4	14	11	3
Mission Graduates	YBCA	701 Mission St	PENDING	24	12	12
Shih Yu-Lang Central YMCA	Boedekker Park	246 Eddy St	3	13	13	0
Success Center San Francisco	Success Center San Francisco	1245 Howard St	3	10	4	6
TNDC	TNDC (Eddy)	225 Eddy St	7	20	18	2
The Salvation Army	The Salvation Army	240 Turk St	5	14	14	0
United Playaz	Gene Friend SOMA Rec Center	270 6th St	16	42	40	2
United Playaz	United Playaz	1038 Howard St	16	28	28	0
Up on Top/RPD	Tenderloin Rec Center	570 Ellis St	16	38	40	0
West Bay	West Bay	175 7th St	9	13	13	0
				TOTAL	275	40

SF Recreation & Parks Site



District 7 Dashboard

REPORT GENERATED 06/04/21



	PHASE I	PHASE II	TOTAL
Sites	2	1	3
Participant Capacity	54	12	66
Staff	15	3	18

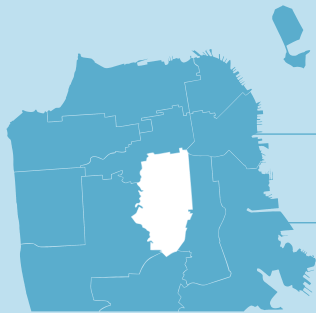
District 7 Community Hubs

ANCHOR ORG	SITE	ADDRESS	STAFF	SLOTS	FILLED	OPEN
Community Youth Center of SF	SFPL - Ingleside Branch	1298 Ocean Ave	3	12	13	0
Ingleside Community Center	Ingleside Community Center	1345 Ocean Ave	6	18	18	0
Stonestown Family YMCA	Stonestown Y Annex	3150 20th Ave	9	36	35	1
				TOTAL	66	1



District 8 Dashboard

REPORT GENERATED 06/04/21



	PHASE I	PHASE II	TOTAL
Sites	4	1	5
Participant Capacity	106	12	118
Staff	49	3	52

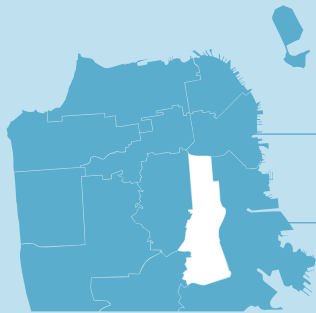
District 8 Community Hubs

ANCHOR ORG	SITE	ADDRESS	STAFF	SLOTS	FILLED	OPEN
Boys & Girls Clubs of SF	BGCSF Columbia Park	450 Guerrero St	9	48	44	4
Friendship House	Friendship House	474 Valencia St #115	3	12	13	0
Jamestown Community Center	826 Valencia (Mission)	826 Valencia St	11	12	12	0
Mission YMCA	Mission YMCA	4080 Mission St	7	24	23	1
RPD	Eureka Valley Rec Center	100 Collingwood St	22	22	22	0
				TOTAL	114	5



District 9 Dashboard

REPORT GENERATED 06/04/21



	PHASE I	PHASE II	TOTAL
Sites	7	5	12
Participant Capacity	206	80	286
Staff	45	14	59

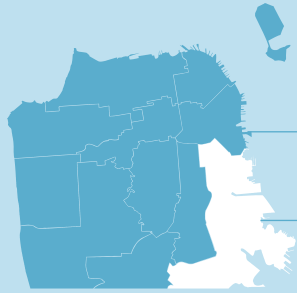
District 9 Community Hubs

ANCHOR ORG	SITE	ADDRESS	STAFF	SLOTS	FILLED	OPEN
Bay Area Community Resources	St Mary's Rec Center	95 Justin Dr	6	24	32	0
Boys & Girls Clubs of SF	BGCSF Mission	901 Alabama St	7	50	55	0
Felton Institute	Felton Institute	2730 Bryant St	3	24	16	8
First Graduate	First Graduate	2973 16th St	3	12	9	3
Jamestown Community Center	SF Community Music Center	544 Capp St	2	8	11	0
Mission Neighborhood Centers	Mission Girls (MNC/MLVS)	701 Alabama St	PENDING	14	14	0
Mission Neighborhood Centers	Precita Valley Community Ctr	534 Precita Ave	16	18	14	4
Mission YMCA	SFPL - Bernal Branch	500 Cortland Ave	4	36	38	0
Portola Family Connections	Portola Family Connections	2565 San Bruno Ave	4	12	12	0
RPD	Garfield Clubhouse	1271 Treat Ave	PENDING	12	8	4
RPD	Mission Arts and Rec	745 Treat Ave	5	36	35	1
RPD	Palega Rec Center	500 Felton St	9	40	30	10
				TOTAL	274	30



District 10 Dashboard

REPORT GENERATED 06/04/21



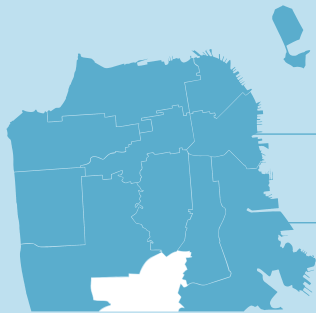
	PHASE I	PHASE II	TOTAL
Sites	14	6	20
Participant Capacity	375	102	477
Staff	115	36	151

ANCHOR ORG	SITE	ADDRESS	STAFF	SLOTS	FILLED	OPEN
APA Community Center	APA Community Center	66 Raymond Ave	5	12	11	1
Bay Area Community Resources	HOPEsf - Alice Griffith: Phase 2	2600 Arelious Walker Dr	20	24	27	0
Bayview Hunters Point YMCA	Bayview Hunters Point YMCA	1601 Lane St	9	12	12	0
Bayview Hunters Point YMCA	HOPEsf - Hunters View: Phase 2	901 Fairfax Ave	9	12	13	0
Boys & Girls Clubs of SF	BGCSF Sunnydale	1654 Sunnydale Ave	4	12	9	3
Boys & Girls Clubs of SF	Visitation Valley Playground	251 Leland Ave	4	20	25	0
Boys & Girls Clubs of SF	BGCSF Willie Mays	195 Kiska Rd	10	60	65	0
City of Dreams	City of Dreams	1030 Oakdale Ave	3	20	19	1
FACES SF	FACES SF	100 Whitney Young Cir	17	52	55	0
Good Samaritan	Calvary Hill Community Church	141 Industrial St	17	28	35	0
Mission Neighborhood Centers	El Centro Bayview	1329 Evans Ave	9	12	11	1
Potrero Hill Neighborhood House	Potrero Hill Neighborhood House	953 De Haro St	5	60	73	0
Real Options for City Kids	SFPL - Vis Valley Branch	201 Leland Ave	5	10	12	0
SCDC	SCDC	1654 Sunnydale Ave	15	60	39	21
Urban Ed Academy	Safe & Sound	3450 Third St	PENDING	14	7	7
Young Community Developers	100% College Prep	1201 Mendell St	5	PENDING	0	0
RPD	Herz Playground	1701 Visitation Ave	4	12	9	3
RPD	Joseph Lee Rec Center	1395 Mendell St	7	31	31	0
RPD	Potrero Hill Rec Center	801 Arkansas St	PENDING	14	10	4
RPD	Youngblood Coleman	1398 Hudson Ave	3	12	12	0
				TOTAL	475	41



District 11 Dashboard

REPORT GENERATED 06/04/21



	PHASE I	PHASE II	TOTAL
Sites	4	1	5
Participant Capacity	127	14	141
Staff	27	4	31

District 11 Community Hubs

ANCHOR ORG	SITE	ADDRESS	STAFF	SLOTS	FILLED	OPEN
Boys & Girls Clubs of SF	BGCSF Excelsior	163 London St	9	60	72	0
Mission Y/Jamestown	Geneva Car Barn & Powerhouse	2301 San Jose Ave	4	14	20	0
Our Kids First	Our Kids First	5845 Mission St	5	13	14	0
Youth First	Merced Heights Playground	801 Shields St	4	14	16	0
RPD	Minnie & Lovie Ward Rec Ctr	650 Capitol Ave	9	40	35	5
				TOTAL	157	5