

Branch Library Reopening Update

October 21, 2021


Catherine Delneo,
Chief of Branches



Restoration of
7 Day Service at
Neighborhood
Branches

October 2, 2021
Bernal Heights,
Eureka Valley,
Merced,
& Ocean View
Branches



The background image shows a street scene with a historic, light-colored stone building on the left. A street sign on a pole indicates 'Bartlett' and '24th St'. A red banner with a baseball player is hanging from the pole. A silver SUV is parked on the street to the right. The scene is set on a sunny day with green trees and a clear blue sky.

Launch of SFPL To Go and Browsing Bookmobile at Mission Branch

October 16, 2021

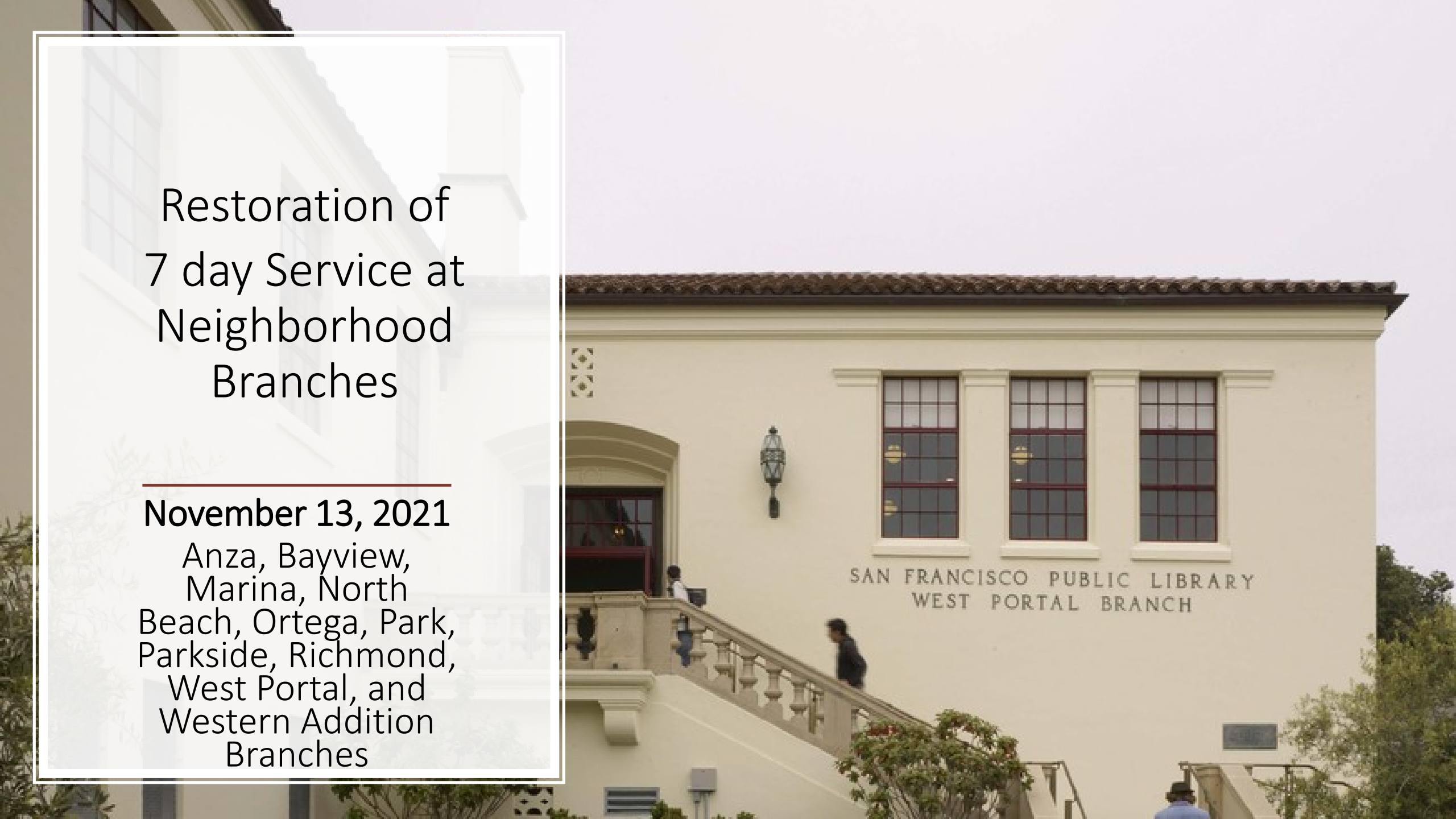
SFPL to Go 

Tuesday –Saturday

10am-5:30pm

Bookmobile Browsing

Tuesday, Thursday, Friday,
& Saturday 12pm-5:30pm

The background image shows the exterior of the San Francisco Public Library West Portal Branch. The building is a two-story, light-colored structure with a tiled roof. It features a prominent set of stairs leading to an arched entrance on the left. To the right of the entrance, there are three large, multi-paned windows. The text "SAN FRANCISCO PUBLIC LIBRARY WEST PORTAL BRANCH" is visible on the wall below the windows. A few people are seen walking on the stairs and near the entrance. The sky is overcast.

Restoration of 7 day Service at Neighborhood Branches

November 13, 2021

Anza, Bayview,
Marina, North
Beach, Ortega, Park,
Parkside, Richmond,
West Portal, and
Western Addition
Branches

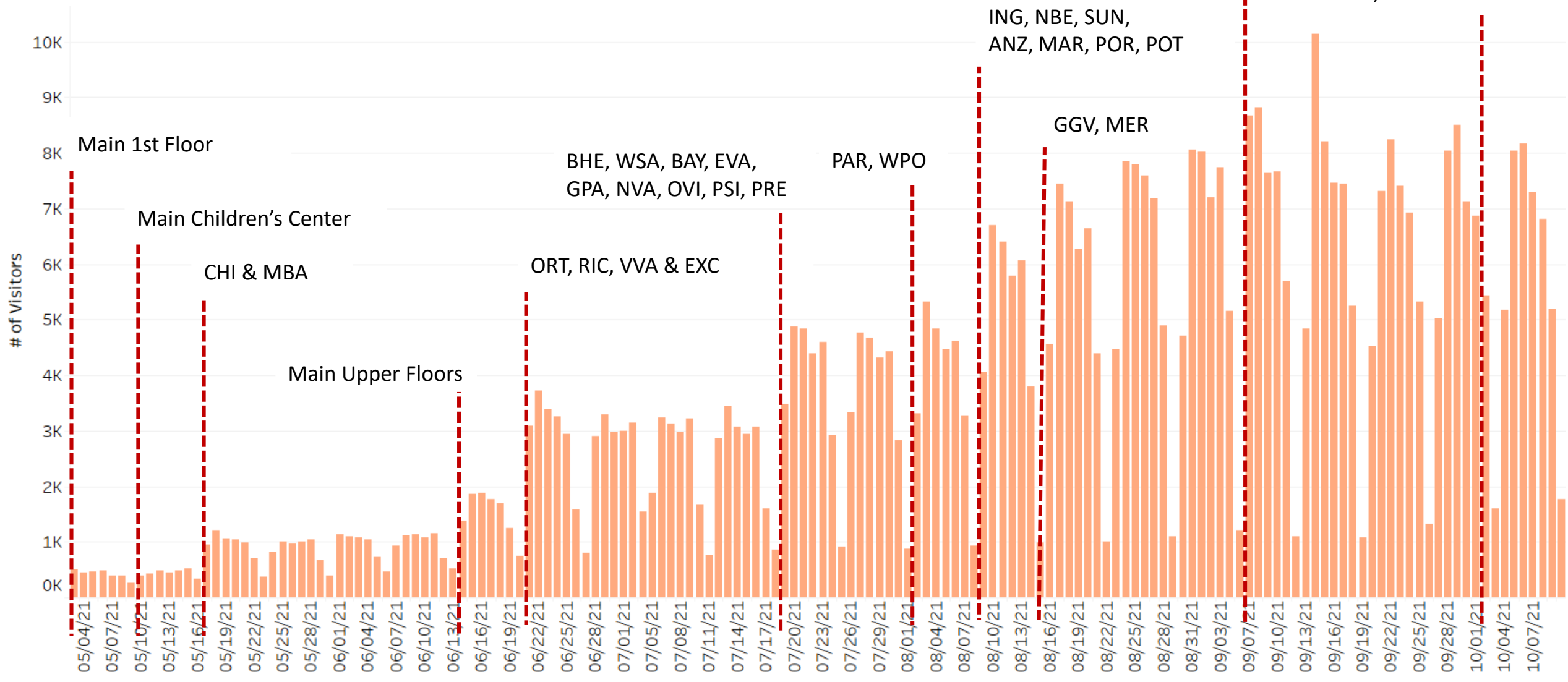


By Early 2022

- 7 days a week
- Full Service
- All Neighborhood Branches

Visitors

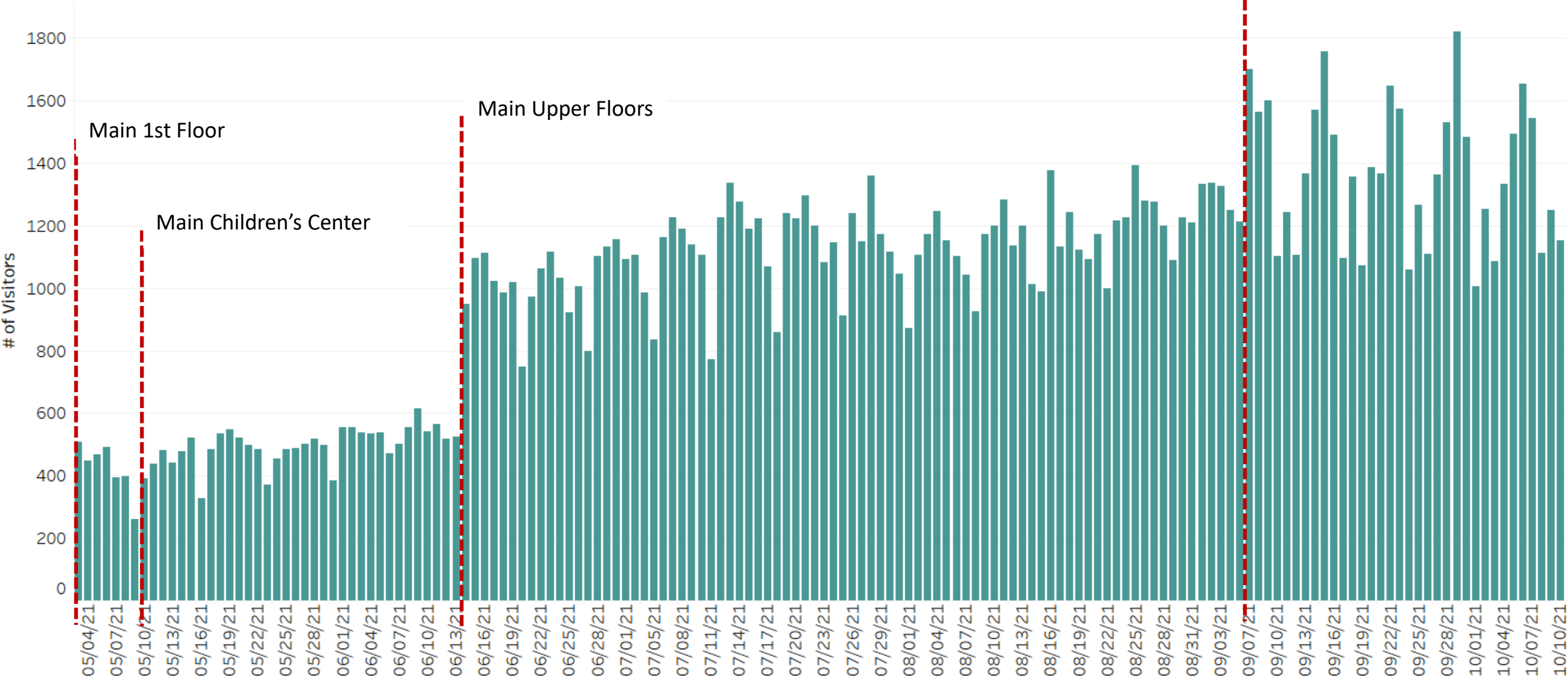
Daily Number of Visitors Since Opening



Since re-opening to in-person service, SFPL has welcomed approximately 554K visitors. In September, the average number of daily visitors was 6,315, about a 28% jump from August.

Visitors

Daily Number of Visitors Since Opening - Main

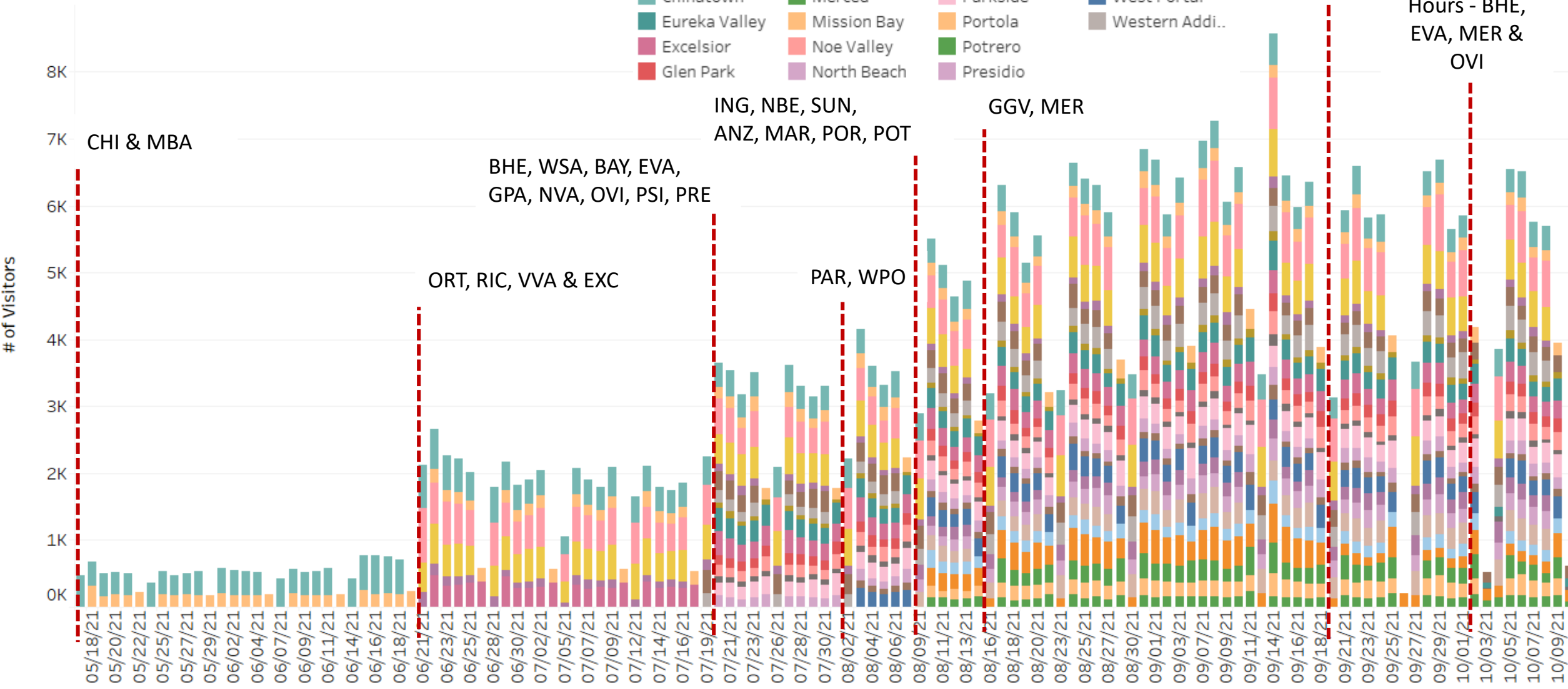


The Main has welcomed close to 160K visitors since re-opening.
In September, the average number of daily visitors to the Main was 1,425 patrons, a 23% jump from August.

Visitors

Daily Number of Visitors Since Opening - Branches

- Location
- Anza
 - Bayview
 - Bernal Heights
 - Chinatown
 - Eureka Valley
 - Excelsior
 - Glen Park
 - Golden Gate V..
 - Ingleside
 - Marina
 - Merced
 - Mission Bay
 - Noe Valley
 - North Beach
 - Ocean View
 - Ortega
 - Park
 - Parkside
 - Portola
 - Potrero
 - Presidio
 - Richmond
 - Sunset
 - Visitation Vall..
 - West Portal
 - Western Addi..



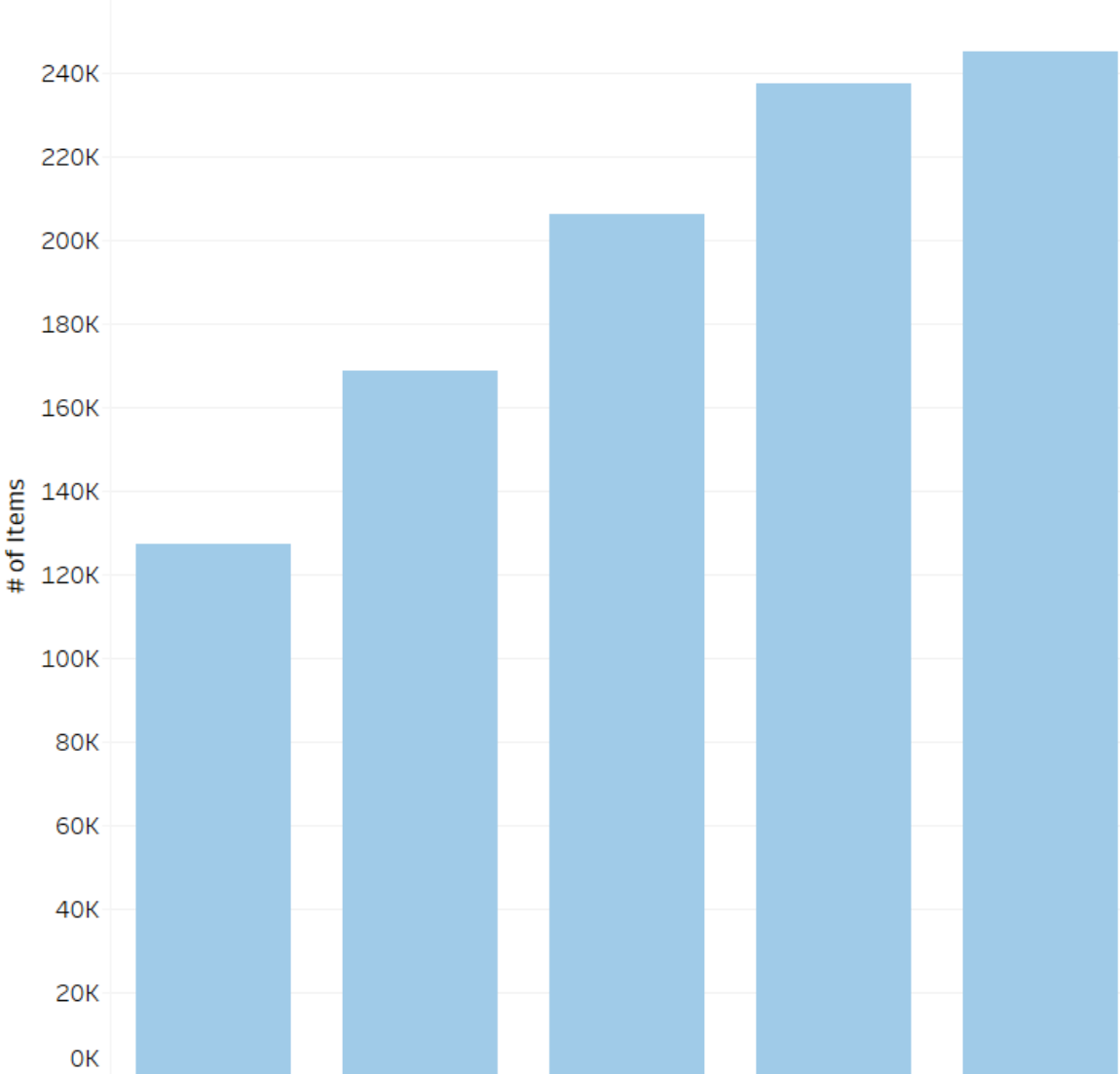
Since re-opening, the branches have welcomed close to 394K visitors.

In September, the average number of daily visitors to the branches was 4,930, a 31% jump from August.

Circulation

Monthly Number of Items Checked Out

includes SFPL to Go check-outs



*estimated, pending final Sept figures

SFPL has circulated over 985,000 physical materials through in-person and SFPL-to-Go services, with the month-over-month percentage increase averaging 18% since May.